


**Dr. Fritz**<sup>®</sup>  
GmbH

Endoscopes & Video Systems

Vet-Info 17-3E

## Equine, Bovine, Camels, Large Animals

Digital Video-Bronchoscope  
for every day use



**Bronchoscopy and Laryngoscopy  
for field practice**

– the latest ETL Generation –

## Equine bronchoscopy for the field practice



- lockable working channel— ideal for series examinations
- pocket format size
- super slim
- self cleaning video head
- for field practice and hospital use

### Bronchoscope



### Digital Video Unit



The new bronchoscope generation was developed without the usual disadvantages of standard human colonoscopes. The image quality is uncompromized to the new hospital video standard. By using a so called pocket format CCU/ light source system, the use in field practice was optimized for the veterinary profession.

Cleaning and disinfection were improved dramatically by a lockable working channel via a locking probe. The working channel allows first time examinations without the usual risk of transmitting infectious material from horse to horse.

It is also possible to use the system as the main scope for different endoscopic applications. There is an uncomplicated USB video and image storage device, which allows you to print high quality hard copies.

### *The digital center ports of all endoscopic veterinary applications*

**FVL-95-H Video bronchoscope, Standard SET H,** for mobile video endoscopy **consisting of:**

**FVL-95-201 Video broncho-& laryngoscope,** 210cm, 9mm OD, super slim ETL generation, compatible to pocket CCU's deflecting: 90/70° und 80/80° lockable working channel, ID: 2,8mm, ideal for series examinations, incl. density tester, locking probe (FVL-95A-230) cleaning brush (F28-2208), transportation case

**FVL-95P-1H Digital Video Unit "Standard"** portable pocket format CCU-box with Xenophot 150 light source, integrated 5" monitor, PAL-fullscreen image, additional video outlet: F-Bas, Composite power 12VDC/110-230VAC (FVL-95NTD) weight: 3 kg, incl. transportation bag

**FVL-95-U Video bronchoscope, Standard SET U,** however with MPEG recorder USB stick **consisting of:**

**FVL-95-201 Video broncho-& laryngoscopee**

**FVL-95P-1U Digital Video Unit "USB"** portable pocket format CCU-box with Xenophot 150 light source, integrated 5" monitor, USB capture device for images and videos, video outlet: F-Bas, Composite power 12VDC/110-230VAC (FVL-95NTD) weight: 3,1 kg, incl. transportation bag

### Accessories:

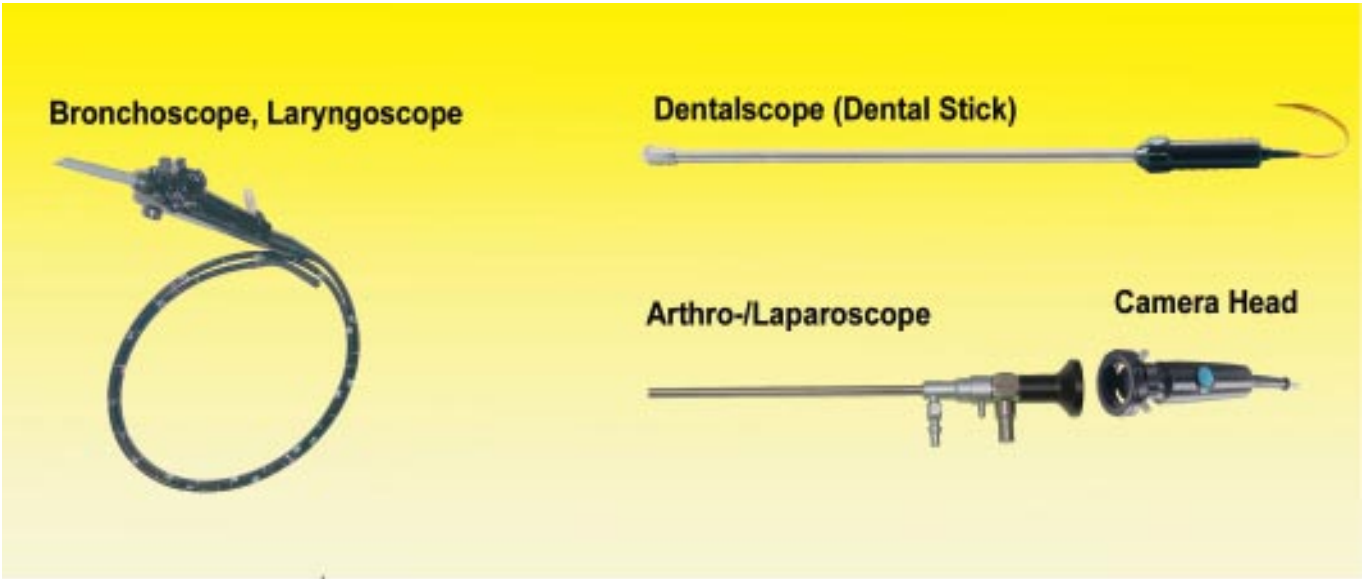
**H150-5-E Spare lamp** for FVL-95P-1

**PC-95-PSK USB-kit,** software driver with cable connection, Chinch/Y/C-USB

**T520-1593 Camera head,** comp. to CCU type T520 and FVL, fully immersible, for arthro-/laparoscopy, cable 3 m

# Digitale center port system

Image processing via:



Processor (P-1), light source, monitor for all endoscopic veterinary applications



Visualization :

Monitor via video cable



PC via USB stick or USB kit (P-1H/P-1U)



## Accessories:

### Catheter, injection needle



- F20-220** Catheter f. **gastro fiberscopes**, Teflon, OD: 2,2mm, WL: 235cm, LL(f) connector, dismantable, autoclavable
- F20-219** **Spare catheter** f. gastro fiberscopes, Teflon, OD: 2 mm, 10 m, autoclavable
- LLW-1220** **Luer-Lock-connector f. tube, 2mm, luer-lock female,**



- F231-220** **Flex. injection needle**, OD: 2,3 mm, 240 cm, Teflon tube, needle size: 0,6x10mm, LL(f)

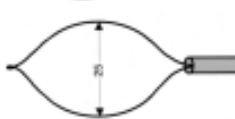
### Accessories for high frequency surgery



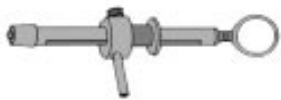
- HF22-2301** **Suction-coagulation elektrode**, flexible monopolar, Luer-Lock conector, 2,2 mm, 230 cm



- SL23-2310** **Polypectomy snare**, complete with tube, OD: 2,2 mm, WL: 230 cm, asymmetric snare, 2,5 cm wide, without handle,



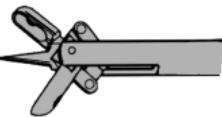
- SL23-2312** **Polypectomy snare**, complete with tube, OD: 2,2 mm, WL: 230 cm, asymmetric snare, 1,5 cm wide, without handle,



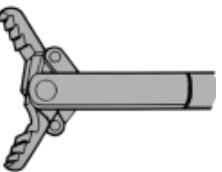
- HS11-1200** **Handle for Polypectomy snare**, standard size

- HF-301-ER** **Standard HF-cable**, monopolar, 3 m

### Biopsy/grasping forceps



article no.		Ø (mm)	length (cm)
<b>B22-22011</b>	<b>Biopsy forceps</b>	2,2	230
<b>B23-3601</b>	with spike	2,3	360



<b>F22-22041</b>	<b>Grasping forceps</b>	2,2	230
<b>F23-3604</b>		2,3	360



<b>F22-22040</b>	<b>Grasping forceps</b>	2,2	230
------------------	-------------------------	-----	-----



<b>F23-22042</b>	<b>Grasping forceps</b>	2,3	220
------------------	-------------------------	-----	-----



<b>FK23-2035</b>	<b>Basket, 6 wires</b>	2,3/4,5x6cm	230
------------------	------------------------	-------------	-----