

# Dr. Fritz®

GmbH


Endoscopes and Video Systems

Vet-Info 13-7 E

## Dogs, Cats, Exotic Animals

Universal endoscopic video equipment for every small animal practice and hospital

– single cable technique –



## The Video Compact System for otoscopy and all endoscopic procedures

Dr. Fritz GmbH · Tuttlingen / Germany · [www.dr-fritz.com](http://www.dr-fritz.com) · [info@dr-fritz.de](mailto:info@dr-fritz.de)


Dr. Fritz, LLC · Louisville, KY / USA · [www.dr-fritz.com](http://www.dr-fritz.com) · [info@dr-fritz.com](mailto:info@dr-fritz.com)



## The Video Compact System

- universal endoscopic video equipment for every small animal practice -

### Video Compact System for nearly all endoscopic procedures



The Video Compact System is a new generation of endoscopic video camera system. Both video camera and cold light source are combined in one unit. Similarly, both cold light cable and camera cable are integrated into one (see page no. 5). The camera head is fitted with a new TWIN Lock connection allowing the use of the new generation of endoscopes, like the new otoscope, or video vaginoscope, or using standard types of fiber gastroscopes and rigid endoscopes. Owner and practitioner can watch the same monitor screen, so the explanation of clinical findings is much easier. Mutual, real time observation (with freeze frame option) of the ear canal dramatically attracts the attention of the owner to what is a serious problem not a normally visible. Poor owner compliance is recognized as a common reason for treatment failure. Viewing the problem together leads to much more commitment by the owner. The electronic holder of the camera head allows quick and immediate use. Cleaning and disinfection is much more convenient and faster, compared to conventional otoscopes.

- easy to use and uncomplicated handling
- use of biopsy and grasping forceps under visual video control
- single cable technology (cold light and video cable),
- TWIN Lock connection – quick release system
- compatible to standard telescopes and fiberscopes

#### 981-VK-108S

##### Veterinary Video system, Otoscopy Set

1/3" CCD camera, 150W light source  
unit for the small animal practice for rigid and flexible  
gastro/colonoscopes

consisting of:

- basic unit 981-VK-100
- otoscope with 6 sheaths  
(gold, green, blue, black, red, bronze)
- electronic camera head holder
- antifog, cleaning brush
- ear curette
- grasping forceps
- inflation pump for dental + gynaecology
- stainless steel rack with silicon tips



## The Video Compact System

- universal endoscopic video equipment for every small animal practice -

### Items included in set




B20-135

- Foreign body retrieval
- Biopsies

**B20-135 Grasping forceps, small,**  
OD: 2 mm, WL: 14 cm



**B18-121 Ear curette,** OD: 2 mm, WL: 14 cm  
premium quality, oval, rounded end



- Rack with 27 silicon tips for cleaning, sterilization and storage

**981-VK-RA27 Rack with 27 silicon hoses,** incl. lid and fixation plate, stainless steel for video otoscopy

- Spare silicon hoses see page VO-10



- ideal for jaw and mouth examination in pets - useful for vaginoscopy

**H150-1-1 Inflation pump,** small, 5 litre/min max. 0,25 bar, 230VAC; 50/60Hz incl. silicon tube, LL(m), with counter

**Accessories**

**Hygiene plate and holder**

– just place it underneath the unit – finished

**981-VK-RA3 Hygiene plate and holder** for sheath series type 981-VK and for silicon rack type 981-VK-RA-27



**The Suction-/irrigation system – the real veterinary solution**

*compatible to otoscope*



**981-VK-69 Suction/irrigation & working sheath**, continuous flow by separate channels, 2 mm working channel, Luer Lock connectors and bypass opening, bajonette lock, compatible to 981-VK-008

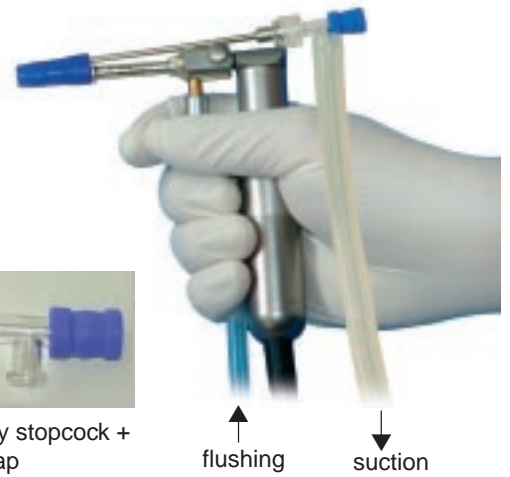
**981-VK-SG Silicon tip**, blue, large, 10 pcs, for otoscope sheath 981-VK-69/72, autoclavable

**LL-1270 Three way stopcock**, disposable non sterile, pkg with 10 pcs,

**TR-60-1D Sealing cap small**, 1 mm opening, 10 pcs



Three way stopcock + sealing cap



**Vaginoscope sheaths**



**981-VK-30 Vaginoscope sheath**, round, OD:8mm, insufflation channel, compatible to 981-VK-008

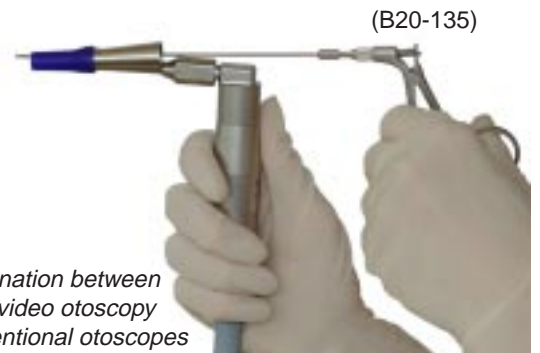
**981-VK-31 Vaginoscope sheath**, oval, OD:7/5mm, working channel ID: 2mm, compatible to 981-VK-008

for flexible forceps see page VO-6

**Video ear speculum**



**981-VK-72 Video ear speculum** compatible to video otoscope 981-VK-008, bajonette lock



• the combination between the latest video otoscopy and conventional otoscopes

## Accessories

### Warm up



**981-VK-035 Warm up system** for otoscope attachment  
incl. power supply, 100-240VAC,


- reduces fogging

### The single cable technique


Fiber light cable and electronic camera cable are constructed into one cable.  
For the best practical everyday use.

**All attachments are connected with a special Twin-connection system locking to the camera-light head.**

- easy
- safe
- long live span



### Adapter for standard endoscopes



**981-VK-024 TV/DIN adaptor**, 22 mm,  
for the video compact system,  
comp. to rigid & flex. endoscopes

**camera-light head**  
– for all attachments –

### Additional endoscopes for rhinoscopy, bronchoscopy and gynaecology



**camera-light head**  
– for all attachments –

- compatible biopsy forceps see on the back side

**T191-2700W**

**Wide angle telescope, 0°**, large image technology, OD: 2,7 mm, WL: 19 cm,  
Twin connection, autoclavable

**S190-2701**

**Examination & working sheath** for 2,7 mm telescopes, 2,2 mm instrument channel, LL(fem)  
connectors for irrigation, colour code: gold/ black special design for rhinoscopy, bronchoscopy,  
otoscopy and cysto-/vaginocopy

**S190-2709**

**Examination sheath**, OD: 3,3 mm, WL: 16 cm, compatible with T190-2700/W, stopcock

## Accessories

### Additional endoscopes for cystoscopy, vaginoscopy, artificial insemination and rigid bronchoscopy

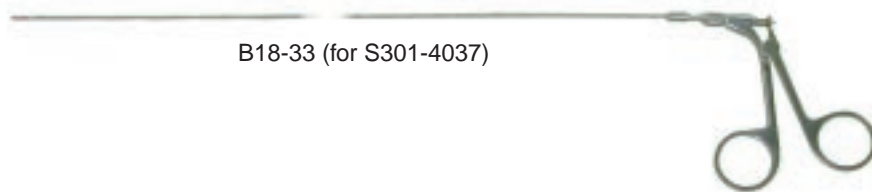


**T301-4030W** 1 Wide angle telescope, 30°, OD: 4 mm, Twin connector, 30 cm, 115° field of vision,

**S301-4034** "Blending" vagnoscope sheath I, for video-vagnoscopy and urology, OD:5 mm, (15 Chrr/FR) WL:27 cm, comp.with telescope T301-4030, inflation stopcock, for small and large dogs

**S301-4037** "Blending"vagnoscope sheath II, OD: 6-7 mm (17 Chrr/Fr) working sheath for vagnoscopy and urology, WL: 25 cm, comp.with T301-4030, inflation stopcock, 2 mm working channel,

### Flexible biopsy forceps, catheters, sealing caps



B18-33 (for S301-4037)



**B18-32** Flexible grasping forceps, OD:2 mm, 28 cm, premium quality (for S190-2701)

**B18-33** Flexible biopsy forceps, OD:2 mm, 35 cm, comp.to rhinoscope and vagnoscope, premium quality



**F11-69\*** Special catheter 4 Fr., 69 cm, olive end,tip angled, y-sterile

**F12-69\*** Special catheter 5 Fr., 69 cm, olive end,tip angled, y-sterile

**F13-69\*** Special catheter 6 Fr., 69 cm, olive end,tip angled, y-steril

**F16-50\*** Special catheter OD:1,6 mm, 50 cm, y-sterile,



**TR-60-ID** Silicon cap for working channels, opening: 1 mm, 5 pcs./bag

\* Sterile item, no refund possible

## Accessories for Video Compact Systems

laparoscopy without CO<sup>2</sup> gas, ovariohysterectomy acc. to Pukacz

### Laparoscopic sheath for OHE



Video Download: [www.pukacz-spaying.com](http://www.pukacz-spaying.com)  
 – video assisted ovary hysterectomy –



**981-VK-LA1 Laparoscopic sheath** acc. to Pukacz, OD:8mm with instrument groove, compatible to 981-VK-108



**L-18-11 OHE hook**, acc to Pukacz, round, 11/9 mm with silicon handle



L-18-16

open



L-18-13

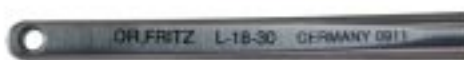
Jack-hook closed

**L-18-16 Jack-hook**, pointed, 6mm acc.to Pukacz

**L-18-13 Jack-hook**, pointed, 3mm acc.to Pukacz



L-18-39



L-18-30

**L-18-39 Pukacz Uterus retractor**, long, for large dogs, silicon handle, blue, autoclavable

**L-18-30 Pukacz Uterus retractor**, short, for small dogs, silicon handle, red, autoclavable

**981-VK-LA-Set**  
 Recommended Set for OE/OHE acc. to Pukacz consisting of:

- 981-VK-LA1 Laparoscopic sheath**
- L-18-11 OHE hook**
- L-18-13 Jack-hook**
- L-18-16 Jack-hook**
- L-18-39 Uterus retractor,**
- L-18-30 Uterus retractor,**

## Accessories:

Disinfection cap

981-VK-22



Put the cap to twin-connection  
for fluid sterilization or chemical  
disinfection

– compatible to twin type  
telescopes–

**981-VK-22 Disinfection cap**  
for twin type telescopes

Camera Covers

DE-10-25

**DE-10-25 Camera covers**, disposable, 1 pcs,  
polyethylen, 13x250 cm, minimal amount  
30 pcs



DE-10-01

**DE-10-01 Camera cover**, reusable,  
waterproof, washable, autclavable,  
12x200 cm, 1 pc.

## The complete system

### Suction-/irrigation pump

*The perfect combination for the small and large animal practice*

- low noise system
- easy handling
- use of suction and irrigation separately or at the same time
- individually adjustable



**H140-3S** **Suction & irrigation pump**, soft system, complete with 2 bottles (suction/ water) 1 litre each, tubing set autoclavable, vacuum: 4 L / min, max: 0,4 bar pressure: 4 L /min, max.0,5 bar (400mmHg) incl. transformer 115- 230VAC; 50/60Hz

**H160-AB-7** **Spare flushing bottle** with lid for H140/H160 series, autoclavable

**H160-AB-8** **Spare suction bottle** with lid for H140/H16 series

**AR-10-922** **Spare filters**, sterile, for CO<sup>2</sup> infusor and air pressure, disposable, box with 50 pcs.

– also to use for standard surgeries –

### Video Cart – the best choice for storage and handling

- specification and design might change in different countries
- items on the cart are just for display



Video cart WV-45111

### Set Recommendation

**981-VK-108S** **Veterinary Video system, Otoscope Set**

**981-VK-RA3** **Hygiene plate and holder**

**M-LCD-14P** **Professional LCD monitor 14"**,high definition, Sony

**WV-45111** **Video cart**, size: 54x58 cm, h:112 cm, completely mounted, basic version, built-in drawer with handle max. weight: 50 kg/110lbs, max. unit size: 45 cm color:grey, partly blue,

## Adapters to cold light cables compatible to different manufactures (unit side)

**981-VK-OLS** Light connector for video compact system comp. to Olympus (rigid systems)

**981-VK-OLY** Light connector for video compact system comp. to ETM/Olympus Gastro/Coloscopes

**981-VK-ST** Light connector for video compact system comp. to Storz/Aesculap

**981-VK-WL** Light connector for video compact system comp. to R.Wolf/Dr. Fritz (standard version in the set)

Light source is compatible for rigid endoscopes and flexible gastro-/bronchoscopes of other manufactures



## Spare parts

**981-VK-3** Spare spring ring, comp. to twin connection, bag with 2 pcs.

**981-VK-18-1** O-ring, comp. to otoscope sheaths, 5 pcs.

**981-VK-18-2** O-ring, 19x1 mm, comp. to camera/light head, 2 pcs.

**981-VK-S** Spare silicon hoses, black, 30 pcs, for otoscope sheath 981-VK-13/17S autoclavable

**H150-5E** Spare lamp for Video Compact System 15V/150V



981-VK-3



981-VK-18-1



981-VK-18-2



981-VK-S



H150-5E

## Documentation

– available connections to PC, Printer, Recorder and Monitor –

